

# FIA 06-710SW

E-band 2ft (60 cm) antenna



## General Specifications

Diameter	0.6 m
Standard Colour	RAL 7035
Shroud	Low Profile - Deep dish type
Antenna Input	Integrated, according to Customer's specifications
Polarization	Single

## Mechanical Characteristics

Pole	50 -115 mm
Elevation-fine adjustment	+/- 15 deg
Azimuth-fine adjustment	+/- 20 deg
Side struts, included	0
Side struts, optional	0
Net weight	12.3 Kg
Radome	Rigid Plastic
Wind velocity Operational	45 m/s
Wind velocity Survival	70 m/s
Wind deflection	< 0.3 times the -3 dB beam width
(with a wind velocity of 45 m/s)	Specified wind deflection applies for 115 mm dia mounting pipe only

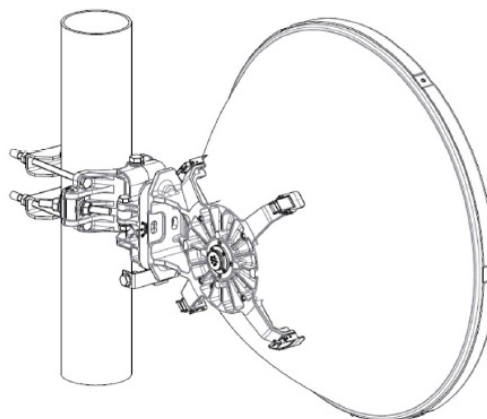
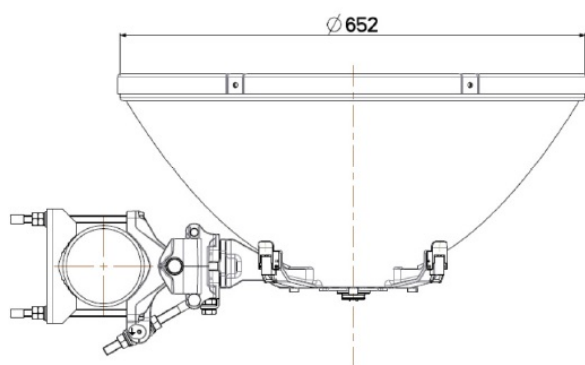
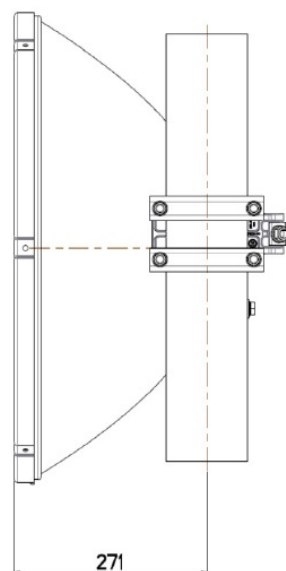
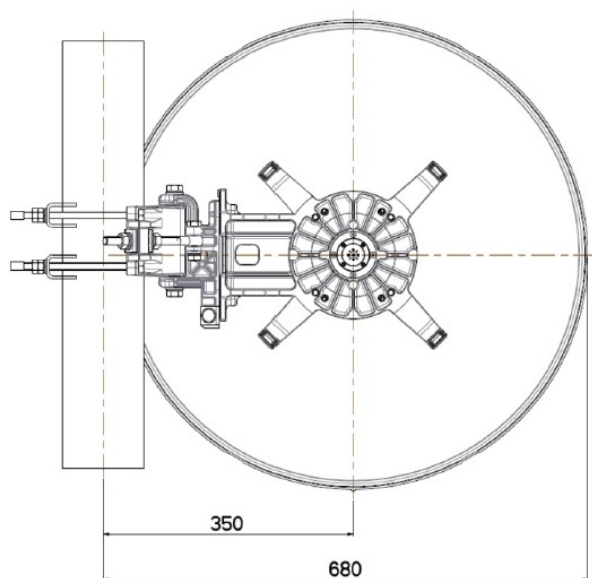
## ↙ Antenna Dimensions

(pole mount included)

Height 652 mm

Width 680 mm

Depth 271 mm



## ↘ Wind forces at wind velocity survival rating and with 25 mm (1") ice load

Axial force	1120 N
Side force	556 N
Twisting Moment	408 N*m

Maximum forces exerted on a supporting structure as a result of wind (survival rating) from the most critical direction for each parameter. These values may not occur simultaneously. All forces are referred to the mounting pipe of 115 mm diameter.

## ↘ Electrical Characteristics

Frequency range	71-86 GHz
Gain, low band	50.0 dBi
Gain, mid band	50.5 dBi
Gain, top band	51.0 dBi
Return Loss	14 dB
VSWR	1.5:1
HPBW	0.5 deg
Front to back ratio	68 dB
Isolation	-
XPD	27 dB
Electrical Compliance	ETSI 302 217 Class 3

## ↘ Shipping Information

Gross weight	15 Kg
Height	450 mm
Depth	750 mm
Width	750 mm

